

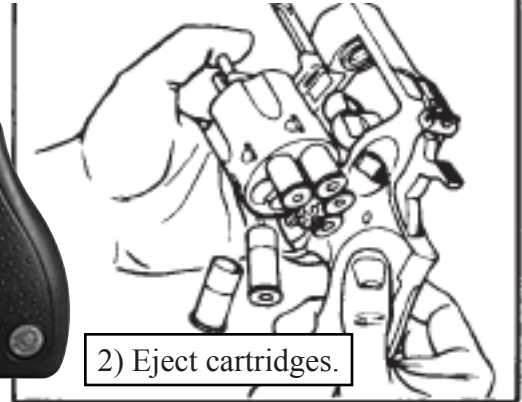
# How to unload various firearms.

**\* IMPORTANT \***


If you find a gun that you don't know how to operate, tell someone who knows guns. **If the trigger is not touched, and the gun is pointed away from people, nobody will be accidentally hurt.**



1) Press button as you push the cylinder to the side.




2) Eject cartridges.




1) Press the magazine release with your thumb as you remove the magazine.



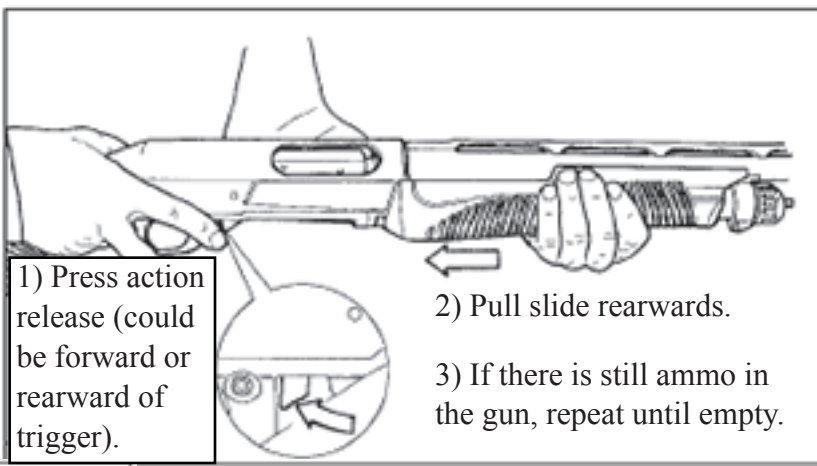
1) Press magazine release button and remove magazine.



2) Pull slide rearward and check chamber.



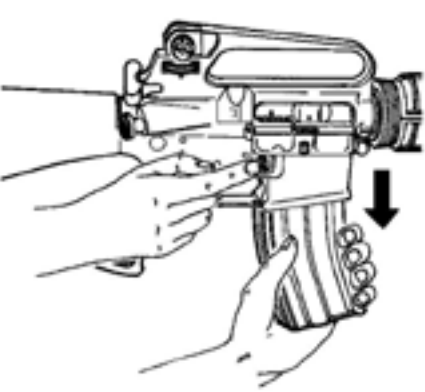
2) Pull bolt handle to rear.



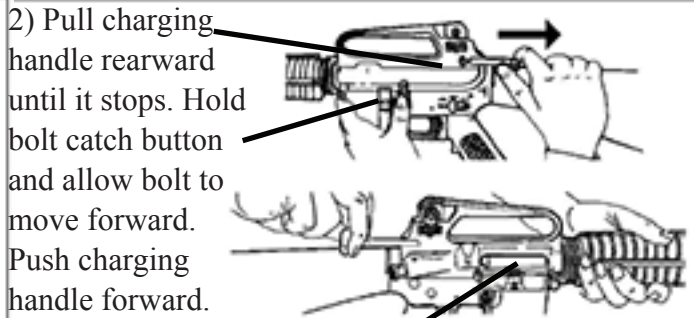
1) Press action release (could be forward or rearward of trigger).

2) Pull slide rearwards.  
3) If there is still ammo in the gun, repeat until empty.

**Remember:**  
1) Treat every gun as if it were loaded.  
2) Keep the gun pointed in a safe direction.  
3) Keep your finger off the trigger until you're ready to fire.  
4) Be sure of your target and what is behind it.



1) Press magazine release button and remove magazine.



2) Pull charging handle rearward until it stops. Hold bolt catch button and allow bolt to move forward. Push charging handle forward.

3) Look into receiver to make sure there is no ammo in the rifle.

4) (Optional) Release bolt.

